

FINISHED SQUARE SIZE MEASURES APPROX. 27 x 27 cm  
 BEGINNER - INTERMEDIATE



OTHER SQUARES IN THIS COLLECTION



ALL SQUARES IN THIS COLLECTION USED A TOTAL OF ±116 G OF YARN:

28 g	20 g	38 g	30 g
Sterling Silver 211	French Grey 251	Cameo 228	Cedar Green 224

**Important Note**

Unless yarn specified is used, SAPROTEX cannot accept responsibility for the finished work.  
 Owing to printing restrictions the colour reproduction is matched as closely to the yarn as possible.  
 The instructions are given for one size only.  
 It is advised to read through the pattern before commencing to gain an understanding of how the pattern is worked.

*Materials*

ELLE FAMILY KNIT VINTAGE DK (100 g ball)  
 Colour of your choice  
 We used: ±22 g Cameo 228  
 4 mm crochet hook

*Tension*

Is not essential. As long as all squares are worked in an even tension, they should be approximately the same size.

*Abbreviations*

This pattern uses UK crochet terminology

- beg = begin(ning)
- ch = chain
- chsp(s) = chain space(s)
- dc = double crochet
- hb = herringbone
- htr = half treble
- rep = repeat
- rnd = round
- slst = slip stitch
- sp = space
- st(s) = stitch(es)
- tr(s) = treble(s)
- yoh = yarn over hook

*Stitch Explanation*

hb = yoh, insert hook in indicated stitch and pull through a loop and pull through first loop on hook, yoh and pull through 2 loops on hook

*Magic Ring*

Wrap the yarn twice around your index and middle fingers, insert hook under the strands and pull through a loop. Slip the yarn from your fingers and work one chain stitch to secure the ring. Once you have worked the first round, pull on the shorter end to pull the ring closed.



## Instructions

Using a 4 mm hook beg with a magic ring.

**1<sup>st</sup> rnd:** 2ch (= 1htr), 7htr in ring, slst in top of 2ch = 8htr.

**2<sup>nd</sup> rnd:** 2ch (= 1htr), 1htr in same place as slst, (2ch, 2htr in next htr) around, 2ch, slst in top of 2ch.

**3<sup>rd</sup> rnd:** 1dc in same place as slst, 1dc in next htr, \*(1dc, 2ch, 1dc) in 2chsp, 1dc in each of next 2htr, rep from \* around ending with (1dc, 2ch, 1dc) in last 2chsp, slst in first dc.

**4<sup>th</sup> rnd:** Slst to 2chsp, 3ch (= 1tr), 3tr in same chsp, (4ch, 4tr in next 2chsp) around, 4ch, slst in top of 3ch and next tr.

**5<sup>th</sup> rnd:** \*1dc in sp between 2<sup>nd</sup> and 3<sup>rd</sup> trs, 8tr in 4chsp, rep from \* around, slst in first dc.

**6<sup>th</sup> rnd:** 1slst in each of next 4tr, \*1dc in sp between 4<sup>th</sup> and 5<sup>th</sup> trs, 5ch, 1tr in dc, 5ch, rep from \* around, slst in first dc.

**7<sup>th</sup> rnd:** \*1dc in each of next 5 ch sts, 1dc in back loop of tr, 1dc in each of next 5 ch sts, miss next dc, rep from \* around, slst in first and next dc.

**8<sup>th</sup> rnd:** 2ch (= 1hb), 1hb in each of next 8dc, \*2ch, miss 2dc, 1hb in each of next 9dc, rep from \* around, 2ch, slst in top of 2ch.

**9<sup>th</sup> rnd:** Slst in next hb, 2ch (= 1hb), 1hb in each of next 6hb, \*2ch, (1htr, 2ch, 1htr) in 2chsp, 2ch, miss 1hb, 1hb in each of next 7hb, rep from \* around ending with 2ch, (1htr, 2ch, 1htr) in last 2chsp, 2ch, slst in top of 2ch.

**10<sup>th</sup> rnd:** Slst in next hb, 2ch (= 1hb), 1hb in each of next 4hb, \*2ch, 1htr in 2chsp, 2ch, (1htr, 2ch, 1htr) in next 2chsp, 2ch, 1htr in next 2chsp, 2ch\*\*, miss 1hb, 1hb in each of next 5hb, rep from \* around ending at \*\*, slst in top of 2ch.

**11<sup>th</sup> rnd:** Slst in next hb, 2ch (= 1hb), 1hb in each of next 2hb, \*(1ch, 1htr in next 2chsp) twice, 1ch, (1htr, 2ch, 1htr) in next 2chsp, (1ch, 1htr in next 2chsp) twice, 1ch, 1dc in first hb, 5ch, 1dc in last hb, (1ch, 1htr in next 2chsp) twice, 1ch, (1htr, 2ch, 1htr) in next 2chsp, (1ch, 1htr in next 2chsp) twice, 1ch\*\*, miss 1hb, 1hb in each of next 3hb, rep from \* around ending at \*\*, slst in top of 2ch.

**12<sup>th</sup> rnd:** 1slst in each of next 2hb, \*2dc in each of next 3 1chsp, 2dc in next 2chsp, 2dc in each of next 2 1chsp, 9tr in 5chsp, miss next 1chsp, 2dc in each of next 2 1chsp, 2dc in next 2chsp, 2dc in each of next 3 1chsp\*\*, miss next hb, 1hb in next hb, rep from \* around ending at \*\*, miss slst made in top of 2ch of previous rnd, 1hb over next slst, slst in first dc.

**13<sup>th</sup> rnd:** 1ch (not a st), 1dc in same place as slst, 1dc in each of next 7dc, \*2ch, (1tr in next tr, 1ch) 8 times, 1tr in next tr, 2ch, miss 4dc\*\*, 1dc in each of next 17sts, rep from \* around ending at \*\*, 1dc in each of next 9sts, slst in first dc.

**14<sup>th</sup> rnd:** 2ch (= 1hb), 1hb in each of next 7dc, \*1hb in 2chsp, (1hb in next tr, 1hb in 1chsp) 4 times, 3hb in next tr, (1hb in 1chsp, 1hb in next tr) 4 times, 1hb in 2chsp\*\*, 1hb in each of next 17dc, rep from \* around ending at \*\*, 1hb in each of next 9dc, slst in top of 2ch = 37hb along each edge between corner sts.








Fasten off.

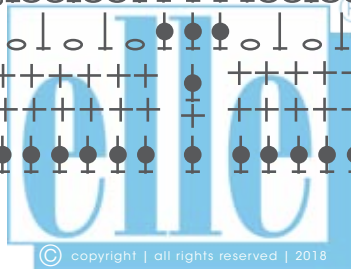

Secure and weave in all ends.

Block square to measurement, cover with a damp cloth and allow to dry.

**CROCHET-A-LONG  
SQUARE NINE**  
CHART

*Vinta'licious*

 magic ring    
  slip stitch    
  chain    
  double crochet    
  half treble    
  herringbone    
  treble



© copyright | all rights reserved | 2018



**Saprotex International**  
spinners of quality hand knitting yarns

Photography by: Lelané Klose | Crocheted by: Tanja Allred  
This pattern is distributed for unlimited personal use. You may reproduce by photocopying but this document may not be posted online elsewhere.

**PATTERN IS NOT FOR RE-SALE.**

All rights are expressly reserved by Saprotex International.  
Elle is a registered trademark of Saprotex International.

[www.elleyarns.com](http://www.elleyarns.com)